
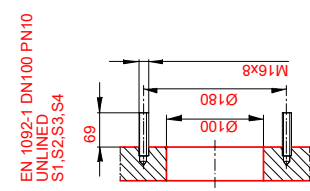
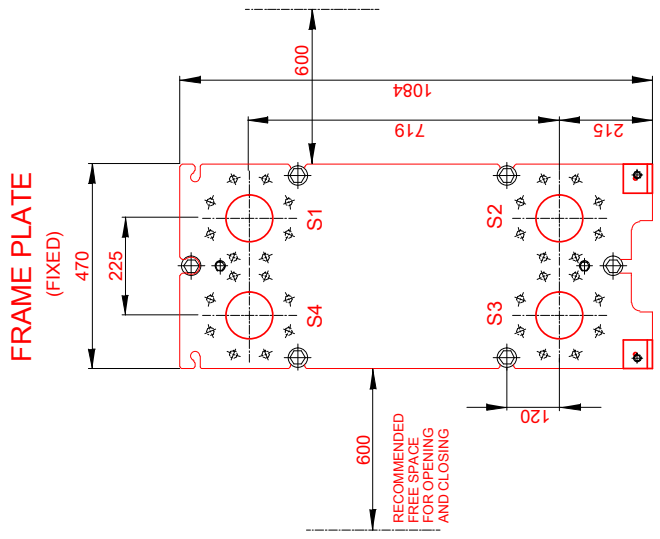
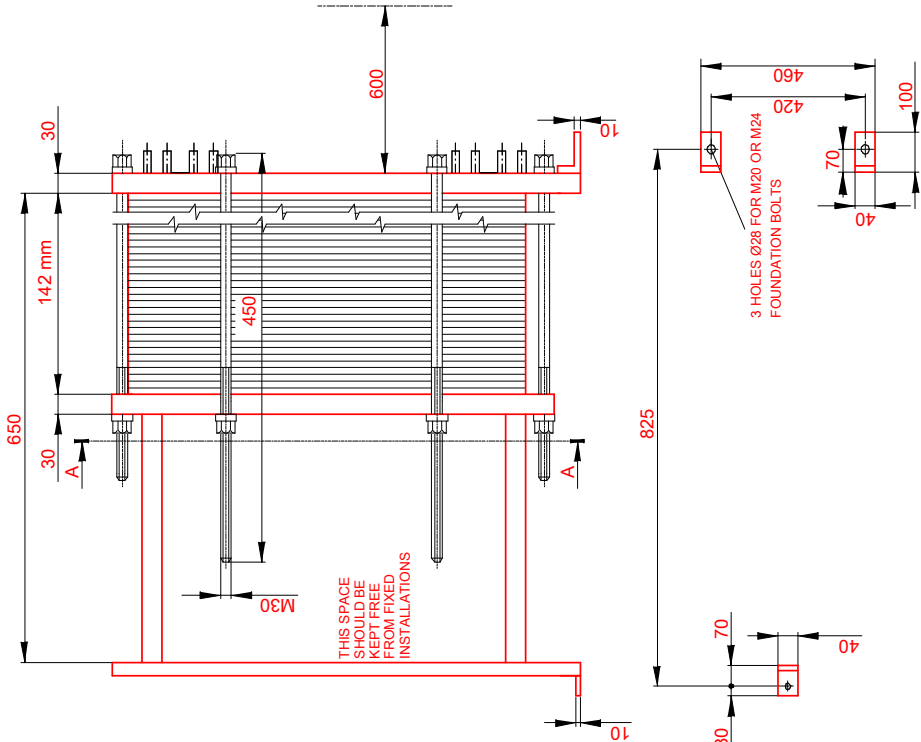


PRESSURE PLATE
(MOVABLE)
SECTION A-A



TEST PRESSURE	SIDE 1	SIDE 2
DESIGN PRESSURE	13.0 bar	13.0 bar
MAX TEMPERATURE	10.0 bar	10.0 bar
MIN TEMPERATURE	85.0 °C	80.0 °C
GASKET	0.0 °C	0.0 °C
PLATE MATERIAL	NBRB Clip-on	
PLATE THICKNESS	ALLOY 304	
HEAT LOAD	0.40 mm	
	300.0 kW	



ALL DIMENSIONS IN MILLIMETERS Do not use this drawing for foundation bolting or piping layout.

SIDE	MEDIA	F.D.G.	INLET	TEMP.	OUTLET	TEMP.	FLOW RATE	PRESSURE DROP
1	Water	2	S1	82.0 °C	S2	71.0 °C	24.2 m³/h	24.0 kPa
2	Water	2	S3	68.0 °C	S4	79.0 °C	24.0 m³/h	26.1 kPa



PLATE HEAT EXCHANGER
M10-BFM

PRESSURE VESSEL APPROVAL PED

www.alfalaval.com

CUSTOMER NAME / REF. NO.

COMPANY / REF.
IPC - Industrial Power Cooling Ltd
ALPHE18/6951/MC - ORE SOLUTIONS

TOTAL LENGTH	885 mm
TOTAL WIDTH	470 mm
TOTAL HEIGHT	1084 mm
WEIGHT WITH WATER	353 kg

RISKCATEGORY Article 4.3

DATE 9/4/2018
REV 0